

Water Supply

Application for a new water supply

This form should be used to request estimates for connections when no water main has been requisitioned

A. Applicant's Details

Name (company name where appropriate)
.....

Contact Name (if different to above)
.....

Address
.....
.....
.....

..... **Postcode**

Contacts

Phone:

Mobile:

Fax:

Email:

B. Site/Supply Details

Proposed Development

Is this a conversion of an existing project Yes No

Site Address

..... **Postcode**

Please indicate the current or former land use

.....

If the land was previously developed, has there been a water supply to the site within the last five years?

Yes No Unknown

If you answered Yes or Unknown:

a. If commercial please complete section J2 and identify the former peak demand..... l/s

b. If housing, how many houses?.....

C. New Connection & upsizing of existing Connections

If this section does not apply to your site, please leave it blank and proceed to section 'D'

C1-C3 ask about the type of property requiring a supply or the proposed commercial use for which the water supply is needed. Please complete the parts that apply to your site and leave the rest blank.

C1 Multiple dwellings, within one building (excluding semi detached & terraced)

Please tick the type of development that applies:

- Flats
- Apartments
- Sheltered Housing

Number of floors/height of building

Number of self contained dwellings.....

Number of dwellings with shared facilities

Please detail any shared/common facilities:

.....

If you believe that the building qualifies for a bulk metered supply, please provide the following details:

- a.** Required connection size.....mm (OD)
- b.** Anticipated peak flow rate.....l/s
- c.** Anticipated continuous flow rate.....l/s
- d.** The person or body who will sign the common facilities meter agreement

***Note:** Bulk metered supplies are only usually considered for genuine sheltered housing, particularly high buildings or where the dwellings are not self contained. In such cases, a management company will be required to meet all future metered charges.*

Is water required for the landlords use?

Yes No

If you answered yes, will the used water drain to the public sewerage system (directly or indirectly)?

Yes No

If this is a conversion of an existing property, please ensure that you complete section J2.

C2 Individual Properties.

Please tick the type of development that applies:

- Houses (including semi detached & terraced)
- Commercial/Industrial units
- Community Buildings

a. Supplies not exceeding 32mm OD:-

Plot Numbers (25mm)

Plot Numbers (32mm)

If any of the supplies can be laid in a shared trench with a twin meter box, please mark these on your site plan and ensure that the plot numbers are clearly indicated.

Where multiples of pipe are to be brought out in shared trenches for flats, or for properties accessed by shared private drives, please indicate the location of the private supply pipes and the associated plot numbers on your plan. This will assist in the appropriate location and selection of the meter chambers

b. Supplies larger than 32mmOD:

Required connection size mm (OD)

Anticipated peak flow rate l/s

Anticipated continuous flow rate l/s

If this is a conversion of an existing property, please ensure that you complete section J2.

C3 Other

Please tick appropriate box:

- Swimming Pool
- Irrigation
- Car Wash
- Animal Trough
- Other (please detail)

Required connection size mm (OD)

Anticipated peak flow rate l/s

Anticipated continuous flow rate l/s

D. Relocation of an Existing Supply
If this section does not apply to your site, please leave it blank and proceed to section 'E'

Please indicate your new preferred point of entry on a site plan

What size is the supply? mm (OD)

E. Fire Supplies
If this section does not apply to your site, please leave it blank and proceed to section 'F'

What kind of fire fighting equipment will you be installing?

- Hydrant
- Sprinkler
- Hose reel

Required connection size mm (OD)

Required flow rate l/s

F. Separation of common or shared Supplies
If this section does not apply to your site, please leave it blank and proceed to section 'G'

Is the existing supply metered?

- Yes
- No

How many new separate supplies do you require?

What are these to serve? (Please state property numbers)

Which property will keep the existing supply?

G. Water for Building Purposes
If this section does not apply to your site, please leave it blank and proceed to section 'H'

Will you be using water for building purposes?

- Yes
- No

Are you applying for a connection detailed elsewhere on this application form, that you wish to utilise for building water purposes?

- Yes
- No

Is there an existing water supply to the site that can be utilised for building water purposes?

- Yes (metered)
- Yes (unmetered)
- No

Will you want to keep the supply as a permanent connection after you finish the work on the site?

- Yes
- No

If Yes, please state which plot it will serve

If you require a building water supply greater than 25mm OD, please complete the following:

Required connection size mm (OD)

Anticipated peak flow rate l/s

Anticipated continuous flow rate l/s

How long will you require the building water supply?

..... Weeks Months Years

H. Sewerage

Will the property/properties/site be connected (directly or indirectly) to the public sewerage system?

- Yes
- No

Checklist and Declaration

I enclose the following documents:

- Payment: £276.13 (inc. 17.5% VAT) initial fee for all off-site applications (cheques made payable to Southern Water Services Ltd)
- A site location plan (2 copies)
- A site layout plan showing points of entry (2 copies)
- Completed "Contaminated Land Check" questionnaire and submit any appropriate soil report and documentation.
- Pre-construction information Note: under the Construction (Design & Management) Regulations 2007 there is a duty to disclose all relevant information which may have an impact on health & safety as this could affect the method of work. Please see guidance notes.

Do you require a VAT receipt? Yes No

I/We apply for an estimate for the provision of water service pipes to serve the premises/site scheduled.

I/We understand that:

- a. The installation of the communication pipe by Southern Water including payment of infrastructure charges is at the applicant's cost. Please refer to Southern Water's website for further information at www.southernwater.co.uk/pdf/domesticCustomers/PNM2392_WtrSewrInfChgs0910.pdf
- b. The quotation/estimate will be based on Southern Water undertaking all the work in the 'street' in which the public water main is laid. The communication pipe will terminate at the boundary of the 'street' in which the public water main is laid, this will normally be the back edge of the footpath.
- c. All new supplies will be installed with a meter, which will be used for billing purposes. In the case of individual self contained dwellings, each one will usually have a separate metered supply; the only exception to this rule will be where Southern Water acknowledge that there are engineering or administrative difficulties.
- d. Existing domestic dwellings with an unmetered supply that is subsequently upsized or re-located, will be permitted to remain on a rateable value for billing purposes.
- e. All plumbing work and installations must comply with the Water Supply (Water Fittings) Regulations 1999. An inspection of the property to check compliance with the regulations may be carried out by a Southern Water representative following receipt of your completed water regulations form.
- f. Payment for the service will be required in advance, the private supply pipe must be laid and pass a trench inspection before the water connection can be made.
- g. I/We undertake to notify the Company as soon as possible of the occupant, date of occupation and postal address of each property concerned and understand that I/We will be responsible for any Water Charges due until this information is provided.
- h. VAT is zero rated for new domestic dwellings.

Additional notes:

.....

.....

.....

.....

.....

I have filled in all the relevant sections of this form and the Fittings Table(s) (where appropriate).
The details I have given with this application are accurate.

Your full name in capitals:

Your role in company or job title:

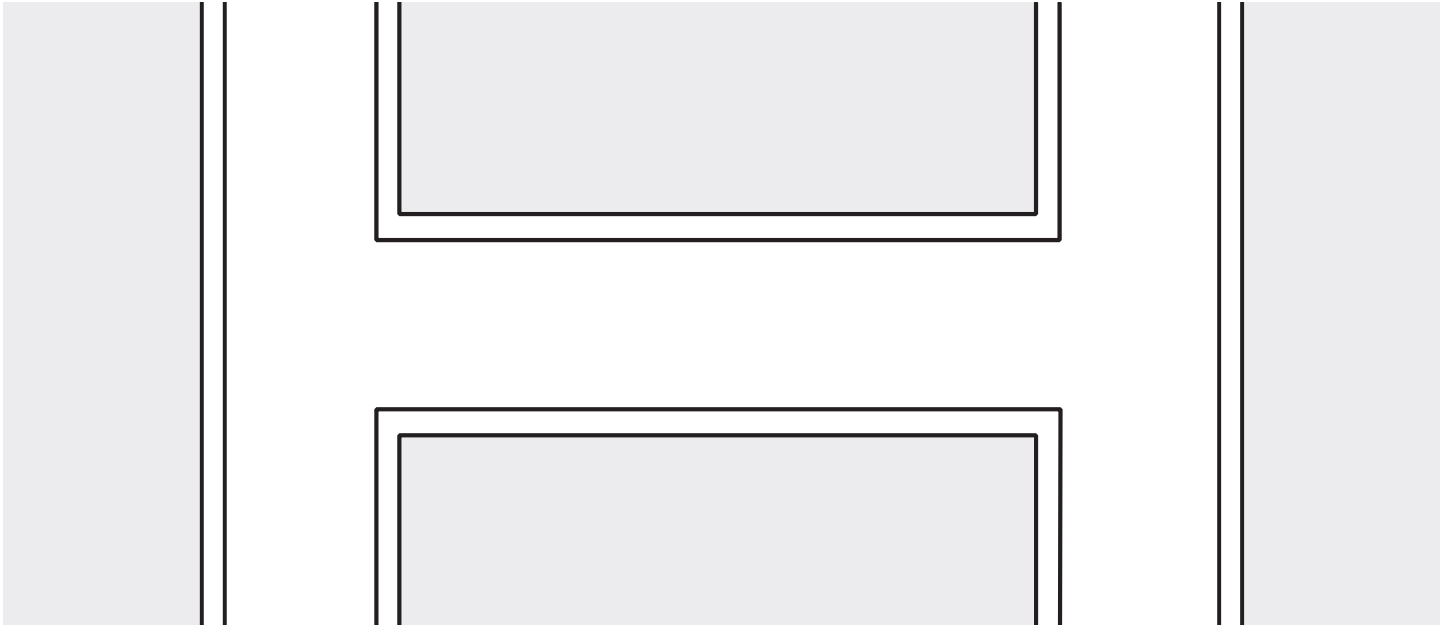
Your signature: Date:

Please Note: Insufficient information may result in delays.

*Please return completed form to:
Southern Water Services Limited, PO Box 4056, Worthing, West Sussex, BN13 3XX*

Water Supply New Water Connection Location

Please indicate the location of your preferred point of connection and number of connections required.

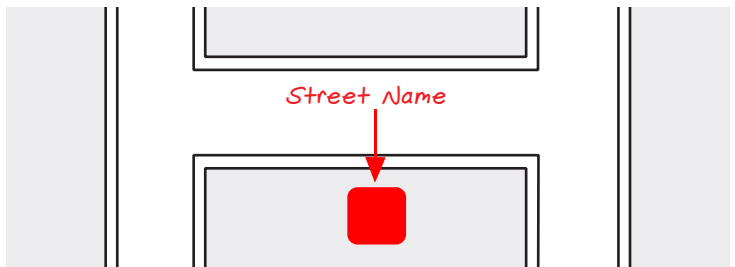


Please use the above road diagram to illustrate the location of your preferred point of connection and specify the number of connections you require at each point. The diagrams opposite illustrate some examples of what is required.

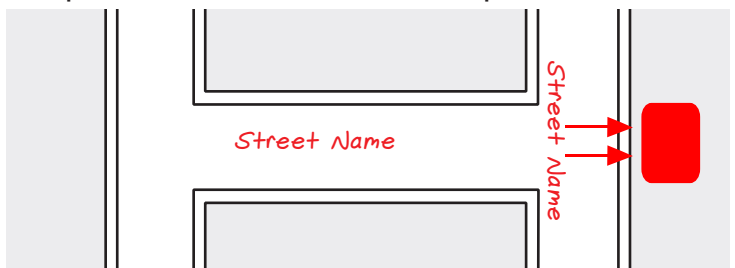
Example 1: red areas indicate information required



Example 2: red areas indicate information required



Example 3: red areas indicate information required



Name (company name where appropriate)

.....

Contact Name (if different to above)

.....

Address

.....

.....

..... Postcode

Proposed Development

.....

Site Address

..... Postcode

Contaminated Land Check

Site history questionnaire

Southern Water needs to assess whether there is a risk of contaminants in the ground permeating through any proposed water pipes, as this in turn could result in contamination of the drinking water supply. This form is designed to enable us to assess that risk. Where contamination does exist, Southern Water will specify the use of barrier pipes made of a high specification material. Any private pipework will also need to be to a similar specification.

A. Contact Details
Official Status <i>(please tick)</i> Property Owner <input type="checkbox"/> Developer <input type="checkbox"/> Consultant <input type="checkbox"/> Architect <input type="checkbox"/> Other <i>(please specify below)</i> <input type="checkbox"/> _____
Name <i>(company name if appropriate)</i> _____
Contact Name <i>(if different to above)</i> _____
Address _____ _____ _____ _____ Postcode _____
Phone: _____ Mobile: _____ Fax No: _____ E.Mail: _____

B. Site Details
Address _____ _____ _____ _____ Postcode _____

C. Contamination Report
Have you commissioned a soils analysis which includes a contamination report? Yes <input type="checkbox"/> No <input type="checkbox"/>
If yes, you do not need to complete sections 'D' & 'E' provided you attach the following: <ul style="list-style-type: none">• A copy of the Contamination test data showing details of contamination concentrations <i>(a general summary will not be sufficient)</i>• A plan showing the position where each core sample was taken.
Please note, the water industry require samples to be taken to a depth of 1metre and will be analysing the results in accordance with threshold levels recommended by WRAS. The WRAS threshold table found in their Guidance Notes No 9-04-03, can be viewed by using this web link: www.wras.co.uk

D. Former Land Use

Please provide a tick against any of the following purposes for which the site or an adjacent site has previously been used:

- Petrol filling station
- Other Fuel Storage
- Chemical works / storage
- Landfill Site
- Motor mechanics
- Coal Yard
- Burial ground
- Tannery
- Docks or boatyard
- Scrap Yard
- Military Camp
- Vehicle Parking Area

E. Former Site Activities

Please tick to indicate if any of the following activities / incidents have happened on the site:

- Home motor mechanics
- Fuel spillage
(eg. central heating oil, Kerosene)
- Fly tipping

F. Visual Site Inspection

A visual inspection of the site for any obvious signs of contamination shows the following:

- No obvious signs of Contamination
- Evidence of possible contamination

G. Summary of the site history

Please provide brief details of the site history over the last 100 years, unless already provided in a soils report. (*Old Ordnance Survey plans are acceptable evidence of land use where first hand knowledge or other evidence is not available*)

H. Checklist and declaration

I hereby confirm that I have completed this questionnaire to the best of my ability and that every attempt has been made to ensure that the information provided is accurate :-

Signature _____

Full Name (BLOCK CAPITALS)

Date _____

Please Note: Insufficient information may result in delays.

*Please return completed form to: Southern Water Services Limited
PO Box 4056, Worthing, West Sussex, BN13 3XX*